


LESSONS FROM HURRICANE IDA



DOCUMENT YOUR REPAIRS

www.jjclaw.com



SAVE RECEIPTS

Save receipts for:

- gas
- food
- and lodging

when you evacuate or stay somewhere else temporarily while your home is being repaired.





KEEP RECORDS

Save receipts and documentation for:

- tarp
- tape
- and materials

you use to stop water intrusion.



4

SAVE/GET RECEIPTS

for any work you have someone do. Write it on a piece of paper and have them sign and date if necessary.



SAVE FINANCIAL DOCUMENTS

Save bids, estimates
and receipts from:

- contractors
- remediators
- suppliers
- and anyone else who
fixes damage to your
home.



6



At first, replace/repair only what you **NEED** to right away. Wait to replace optional items later.





**DM ANY OF OUR
SOCIAL MEDIA ACCOUNTS**



@jjclawfirm

CONTACT US

 **504-513-8820**

 **111 Veterans Memorial
Blvd. #810
Metairie, LA 70005**

 **info@jjclaw.com**

 **www.jjclaw.com**