

LESSONS FROM HURRICANE IDA



TAKE PHOTOS OF DAMAGE

www.jjclaw.com





**BEFORE YOU THROW
STUFF AWAY!**

Take pictures or videos of...



3



Anything inside the house
that got wet.






**Anything
outside the
house that is
broken,
scratched or
damaged.**



ELECTRONICS!

Hang on to them.
You need to
prove they don't
work.



SUGGESTIONS

- ✓ Food in the fridge/freezer
 - ✓ Buckled floors
 - ✓ Swollen doors
 - ✓ Wet insulation
 - ✓ Missing shingles (on any roof on the block)
 - ✓ Water near windowsills
 - ✓ Damaged siding
 - ✓ Broken windows
 - ✓ Broken lights
 - ✓ Damaged plants/landscaping
- ✓ and don't forget exterior structures.







**DM ANY OF OUR
SOCIAL MEDIA ACCOUNTS**



@jjclawfirm

CONTACT US

 **504-513-8820**

 **111 Veterans Memorial
Blvd. #810
Metairie, LA 70005**

 **info@jjclaw.com**

 **www.jjclaw.com**